

6-Layout and storage

Your cabinet was designed to be flexible, and to be able to adapt to your requirements.

DIFFERENT TYPES OF LAYOUT



Storage Shelf
Ref: AXL
Capacity: 6 bottles
Max. Weight: 35 kg




Sliding Shelf
Ref: AXM
Capacity: 3 bottles
Max. Weight: 15 kg

HOW TO USE YOUR STORAGE SHELF (AXL)


Recommended Temperature for
chilling Wines

Red Wines	60 ~ 65 °F
Dry/White Wines:	50~59 °F
Sparkling Wines	45~49 °F
Rose Wines	49~51 °F




Fitting the rear part of the guide

To store your **Claret**:

Place the storage shelf with the symbol
representing a bottle of claret  to
your left.

To store your **Burgundy**:

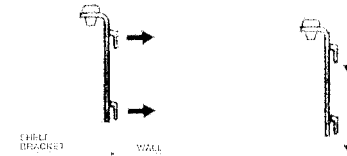
Place the storage shelf with the symbol
representing a bottle of Burgundy  to
your left.

6-Layout and storage (continue)

FITTING SHELF BRACKETS (read carefully if you intend to modify your cabinet's shelf positions)


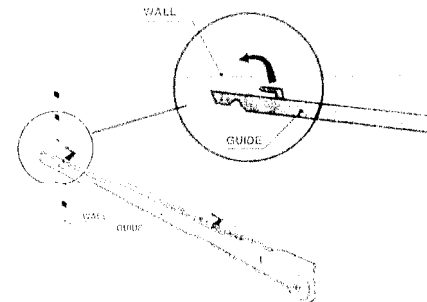
STORAGE SHELF

To move a storage shelf, first remove all bottles, then move the shelf brackets and make sure to fit them back into slots as shown below:



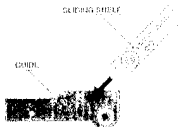
SLIDING SHELF

To move a sliding shelf, first remove all bottles, then remove the sliding shelf by sliding it towards you while lifting the front part. Remove the sliding guides from the walls, while making sure not to mix up the right and left guides. Then refit them as shown below:



6-Layout and storage (continue)

Then refit the sliding shelf as shown below:



RECOMMENDATIONS FOR LAYOUT AND STORAGE OF YOUR WINE CABINET

Your cabinet was designed to store a maximum number of bottles in total security. We recommend that you observe the tips below to optimize loading.

- Spread your bottles out as evenly as possible over the shelves, so that weight is not concentrated in one point, also make sure your bottles do not touch the back of the cabinet, or the step at bottom.
- Also make sure that bottles are not all grouped together at the top or bottom of the cabinet;
- Observe the loading instructions provided in section 6, according to the type of storage fixtures with which your cabinet is equipped, and never stack bottles on a sliding shelf.
- Never try to pull out more than one sliding shelf at a time.

PLEASE NOTE

Before modifying your cabinet's original configuration in any way, be sure to ask your dealer for advice.